

How to Join

.....

How to Join | KUDO Meetings (Computer)



1. Join with Link

Meeting
Annual All-Hands

THE MEETING IS RUNNING

Friday, May 22 2020
10:30 - 11:30
Eastern Time (US & Canada) (UTC-04:00)
[Show my timezone](#)

Meeting ID
220 115 625 152

Display Name *
Your display name

Email *
Your email address

By clicking "JOIN" I understand and agree to the [KUDO Terms of Service and Privacy Policy](#)

JOIN

Wear a headset for the best experience.

[More Details](#)

© KUDO, Inc., 2020. All rights reserved. v14.0



Please make sure your default browser is Google Chrome. If you are not sure, copy the link, open Chrome and paste it in the address bar.

On **Google Chrome** go to the **provided link**. Fill out the form, click **Join Session**, and you're in!

2. Enjoy your meeting!

live.kudoway.com wants to

- Use your microphone
- Use your camera

Allow **Block**

Participant Logout

Share Screen

Messaging

Polls

Documents

Request List

FLOOR

CHINESE

ENGLISH

FRENCH

GERMAN

ITALIAN

JAPANESE

FLOOR

Request to Speak

Volume

Audio Meter

Mic On

Camera On

Settings


Leave Session

Once you are in, click on **Floor** and choose your preferred **audio language** from the dropdown list.¹ To speak, click on **Request to Speak**² (if required), and activate your Camera and Mic once cleared.³ If this is your first time on KUDO, click **Allow** when prompted, to enable the use of your devices.⁴

How to Join | KUDO Meetings (Mobile)



1. Join with Link




If this is your first time on KUDO, you need to install the app on your device.

If you have the app, it will open automatically when you click the meeting link.

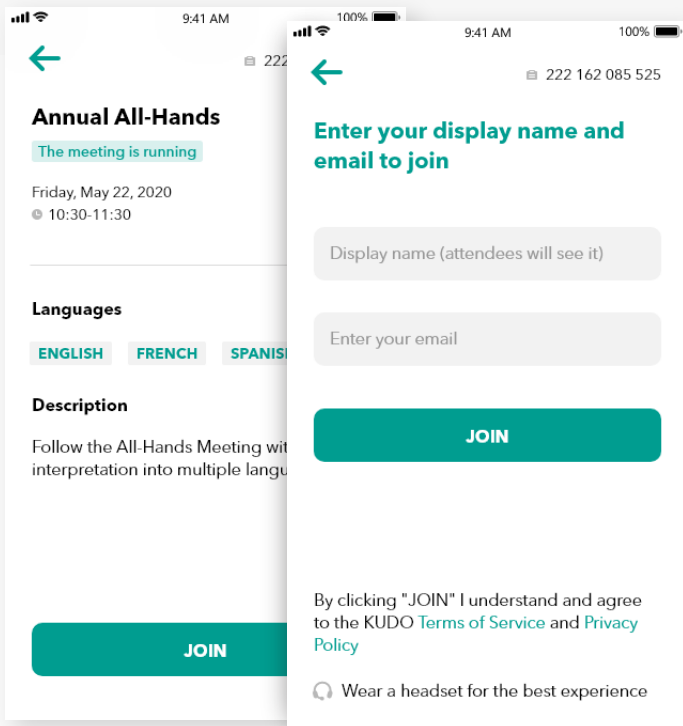
On your smartphone go to the **provided link**.

2. Join with Meeting ID



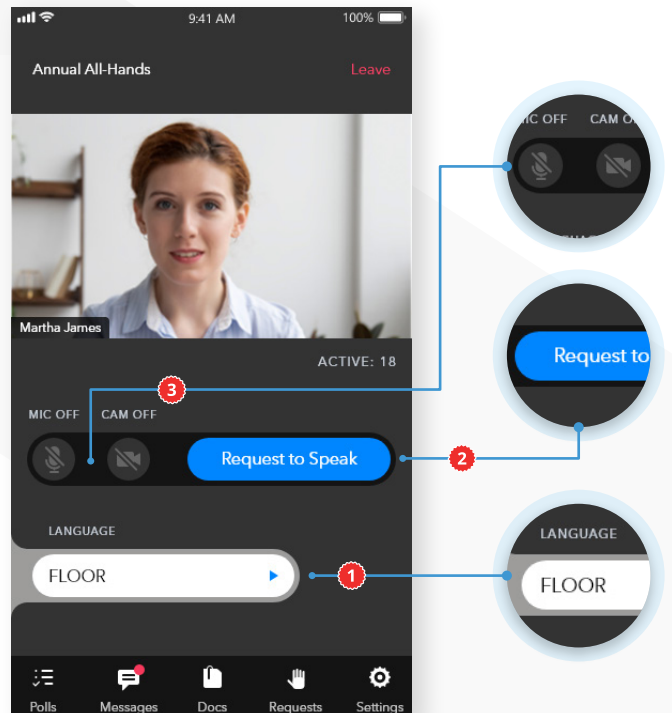
On your smartphone open the **KUDO App**, tap **Join with Meeting ID**, enter the ID and tap **Join**.

3. Enter your details



Review the meeting information and tap **Join**, then **fill out the form** and tap **Join** again.

4. Enjoy your meeting!



Tap **Floor** and select your preferred language.¹
To speak tap **Request to Speak** (if required).²
Activate your Camera and Microphone once cleared.³

We are excited to have you taking part of a meeting on KUDO. Please refer to the items below to help you prepare and make the most of the presentation.

.....

A Good Headset

- Ideally, a USB Headset.
(Professional-grade is highly recommended)
- Avoid using earbuds unless you are following from your phone.
- Place the microphone close to your mouth but avoid breathing into it.

A Webcam

- An HD webcam is preferred for high-quality video.
- Point the camera directly at yourself, preferably at eye level.
- Leave enough distance between you and the camera, so your entire face is visible.

Internet Connectivity

- Use Google Chrome as your browser.
 - Use a wired connection.
(Preferred)
 - If a wired connection is not available, use high-speed Wi-Fi instead.
(Ideally, 20 Mbps download and 5 Mbps upload. 5Ghz / 802.11ac is highly recommended)
-

Professional Environment

- Choose a private and quiet room to speak from.
- Make sure the lighting in the room is adequate.
- Be aware of what is behind you. Choose a place where your background is free of distractions.

Stay Updated

Make sure you have the latest version of the KUDO app and your browser before joining a meeting. Click on the links below to download them:



*Preferred



If you need help contact support@kudoway.com